

NF-30 Ceramic Filled PTFE Composite

NF-30 copper clad, non-reinforced laminates are ceramic-filled PTFE composites. The ceramic-filled PTFE composite technology offers low dielectric loss and minimal signal distortion in microwave applications.

NF-30 adheres well to smooth low profile copper types. The low dissipation factor of NF-30 combined with the use of very smooth copper results in reduced insertion losses at higher frequency where skin effect losses play a substantial role.

NF-30 laminates are engineered to provide excellent dimensional stability despite the lack of a woven fiberglass reinforcement. Dimensional movement is predictable and manageable during any shrinkage from etching or baking.

NF-30 laminates show low Z-axis expansion allowing excellent plated through-hole reliability in extreme thermal environments or multilayer applications. Relative to rigid copper clad laminates, NF-30 materials are unique in their flexibility, allowing NF-30 to be used in static designs having curvature.

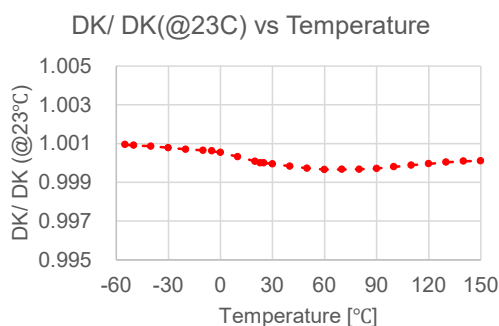
NF-30 laminates can be sheared, drilled, milled and plated using standard PTFE circuit board processing techniques.

Taconic is a world leader in RF laminates and high speed digital materials, offering a wide range of high frequency laminates and prepregs. These advanced materials are used in the fabrication of antennas, multilayer RF and high speed digital boards, interconnections and devices.

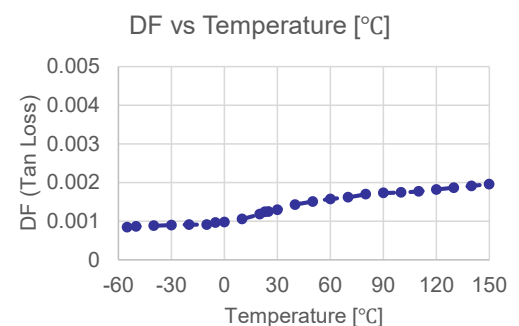
Benefits & Applications:

- Non-reinforced laminate
- Exceptional low electrical loss for microwave applications
- Excellent adhesion to Very Low Profile copper foils
- Stable dielectric properties vs. temperature & frequency
- Dimensionally stable for multilayer applications

- Automotive Radar Sensors
- Global Positioning System Antennas
- Passive Components (Dividers, Filters & Couplers)
- Aerospace Components



NF-30 offers very stable performance over a wide temperature range.



North & South America

Taconic - Headquarters
Petersburgh, NY 12138
Tel: 518-658-3202 / 1-800-833-1805
addinfo@4taconic.com

Europe/Middle East/Australia

Taconic International Ltd.
Republic of Ireland
Tel: +353-44-9395600
add@4taconic.com

Asia

Korea Taconic Company
Republic of Korea
Tel: +82-31-704-1858
sales@taconic.co.kr

China

Taconic Advanced Material (Suzhou) Co., Ltd.
Suzhou City, China
Tel: +86-512-6286-7170
tssales@taconic.co.kr

An ISO 9001 Registered Company

www.taconic-add.com

Commercial and Government Entity (CAGE) Code: 1C6Q9

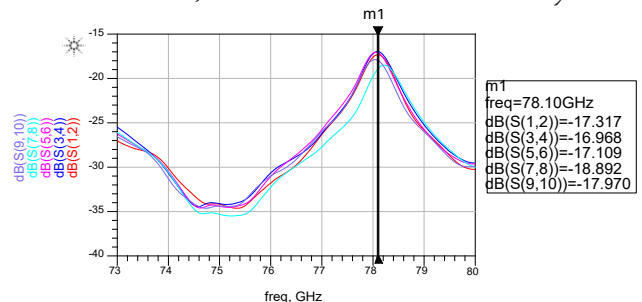
NF-30 Ceramic Filled PTFE Composite

NF-30 Typical Values					
Property	Test Method	Unit	Value	Unit	Value
Dk @ 10 GHz	IPC-650 2.5.5.5.1 (Mod.)		3.00 +/-0.04		3.00 +/-0.04
Dk for Design at 77 GHz	Microstrip Resonator		2.90		2.90
Df @ 10 GHz	IPC-650 2.5.5.5.1 (Mod.)		0.0013		0.0013
T _c DK (-55 -150 °C)	IPC-650 2.5.5.5	ppm/ °C	-4.07	ppm/ °C	-4.07
Moisture Absorption	IPC-650 2.6.2.1	%	0.05	%	0.05
Peel Strength (½ oz. RTF copper)	IPC-650 2.4.8 (Solder)	lbs./inch	8	N/mm	1.4
Volume Resistivity	IPC-650 2.5.17.1	Mohms/cm	10 ⁷	Mohms/cm	10 ⁷
Surface Resistivity	IPC-650 2.5.17.1	Mohm	10 ⁷	Mohm	10 ⁷
Dimensional Stability	IPC-650 2.4.39 (Etch)	% (5 mil-MD)	0.018	% (5 mil-CD)	0.044
Dimensional Stability	IPC-650 2.4.39 (Bake)	% (5 mil-MD)	-0.038	% (5 mil-CD)	-0.010
Dimensional Stability	IPC-650 2.4.39 (Stress)	% (5 mil-MD)	-0.065	% (5 mil-CD)	-0.034
Flexural Strength (MD)	IPC-650 2.4.4	psi	2756	N/mm ²	19
Flexural Strength (CD)	IPC-650 2.4.4	psi	2611	N/mm ²	18
Flexural Modulus (MD)	IPC-650 2.4.4	psi	146,488	N/mm ²	1010
Flexural Modulus (CD)	IPC-650 2.4.4	psi	139,236	N/mm ²	960
Tensile Strength (MD)	IPC-650 2.4.19	psi	943	N/mm ²	6.5
Tensile Strength (CD)	IPC-650 2.4.19	psi	900	N/mm ²	6.2
Elongation at Break (MD)	IPC-650 2.4.19	%	180	%	180
Elongation at Break (CD)	IPC-650 2.4.19	%	200	%	200
Young's Modulus (MD)	IPC-650 2.4.19	psi	104,427	N/mm ²	720
Young's Modulus (CD)	IPC-650 2.4.19	psi	101,527	N/mm ²	700
Hardness	ASTM D2240 (Durometer)		70		70
Density	IPC-650 2.3.5	g/cm ³	2.09	g/cm ³	2.09
Specific Heat	IPC-650 2.4.50	J/g °C	0.94	J/g °C	0.94
Thermal Conductivity (Unclad)	IPC-650 2.4.50	W/M*K	0.50	W/M*K	0.50
T _d (2% wt. loss)	IPC-650 2.4.24.6/TGA	°F	959	°C	515
T _d (5% wt. loss)	IPC-650 2.4.24.6/TGA	°F	986	°C	530
CTE (X-Y axis) (50-150 °C)	IPC-650 2.4.41	ppm/°C	11 - 15	ppm/°C	11 - 15
CTE (Z axis) (50-150 °C)	IPC-650 2.4.41	ppm/°C	30	ppm/°C	30
Flammability	UL-94		V-0		V-0
Lead Free Process Compatible	Internal		Yes		Yes

All reported values are typical and should not be used for specification purposes. In all instances, the user shall determine suitability in any given application.

NF-30 offers superior RF performance at 77-79 GHz range.

- Standard NF-30 series can be manufactured in increments of 0.005"
- Standard sheet size is 18" x 24" (457 mm x 610 mm)



Measured DK 3.0 @78.1 GHz by microstrip ring resonator

Standard cladding of NF-30 is ULP copper for best results at high frequency. An example of 5 mil material with ½ oz. Ultra Low Profile Copper on both sides is part #: NF-30-0050-ULPH/ULPH - 18" x 24" (457 mm x 610 mm)